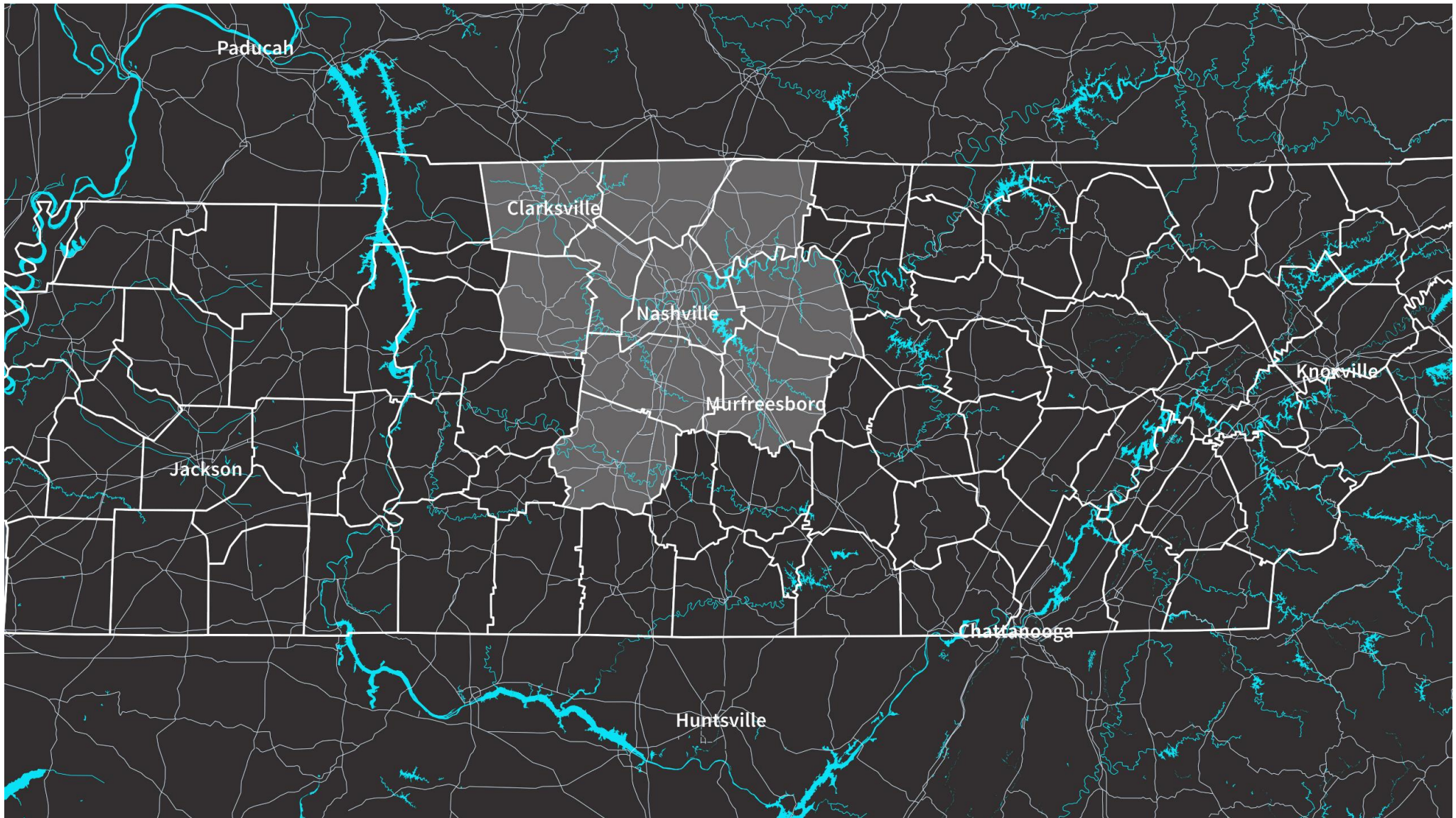


A grayscale photograph of the Nashville skyline, featuring several prominent skyscrapers and a bridge over a river. The image is framed by a thin blue border. The text "NASHVILLE REGION" is overlaid in the center in a bold, white, sans-serif font.

NASHVILLE REGION







NASHVILLE IN 2019

1.9 million population (1.6% annual growth)

78% population growth since 1990

1,081,129 labor force

94.7 cost of living index (100 =U.S. average)

\$55,944 per capita income

33% job growth since 2010

2.6% unemployment rate (Aug 2019)

JOB GROWTH

Since August 2008, Nashville ranks **second in the U.S. for job growth**

Austin	35.3%
Nashville	25.7%
Orlando	22.6%
Raleigh	22.5%
Dallas	22.0%
San Jose	21.9%
San Antonio	21.6%
Riverside, CA	21.5%
Denver	19.6%
Charlotte	19.1%

Source: U.S. Bureau of Labor Statistics

JOB GROWTH

Top ten metro in the U.S. for job growth **seven years in a row**

#1 2012
#2 2013
#8 2014
#8 2015
#4 2016
#3 2017
#6 2018

2018

Orlando	3.6%
Riverside	3.4%
Phoenix	3.3%
Austin	3.3%
Sacramento	3.1%
Nashville	3.1%
Las Vegas	3.0%
Jacksonville	2.7%
Raleigh	2.6%
Denver	2.5%

*Ranking based on U.S. Metros with over 1M in population. Source: Bureau of Labor Statistics

NASHVILLE 2012 to 2019

	<u>2012</u>	<u>2019</u>
Population:	1,726,925	1,930,961
Unemployment:	6.4%	2.6%
Cost of Living:	88.9	94.7
Per Capita Income:	\$46,350	\$55,944
Labor Force:	901,255	1,081,129

POPULATION GROWTH

The Nashville MSA ranked **11th** in the U.S. for population growth in 2018.

1.6% annual growth


30,377 new residents

21,331 net migration into Nashville

83 new people per day on average in 2018

International migration accounted for **22%** of all net migration

10,000+ people from abroad move to Nashville every year



1,930,961

*Ranking based on U.S. Metros with over 1M in population. Source: Bureau of Labor Statistics



GDP GROWTH

(Top 5 Metros 2001-2017)

1. Austin (117%)
2. San Jose (99%)
3. Portland (85%)
4. San Antonio (76%)
5. Nashville (69%)

BUSINESS ACTIVITY FY 18-19

93 announced business relocations and expansions

14,295 announced new jobs

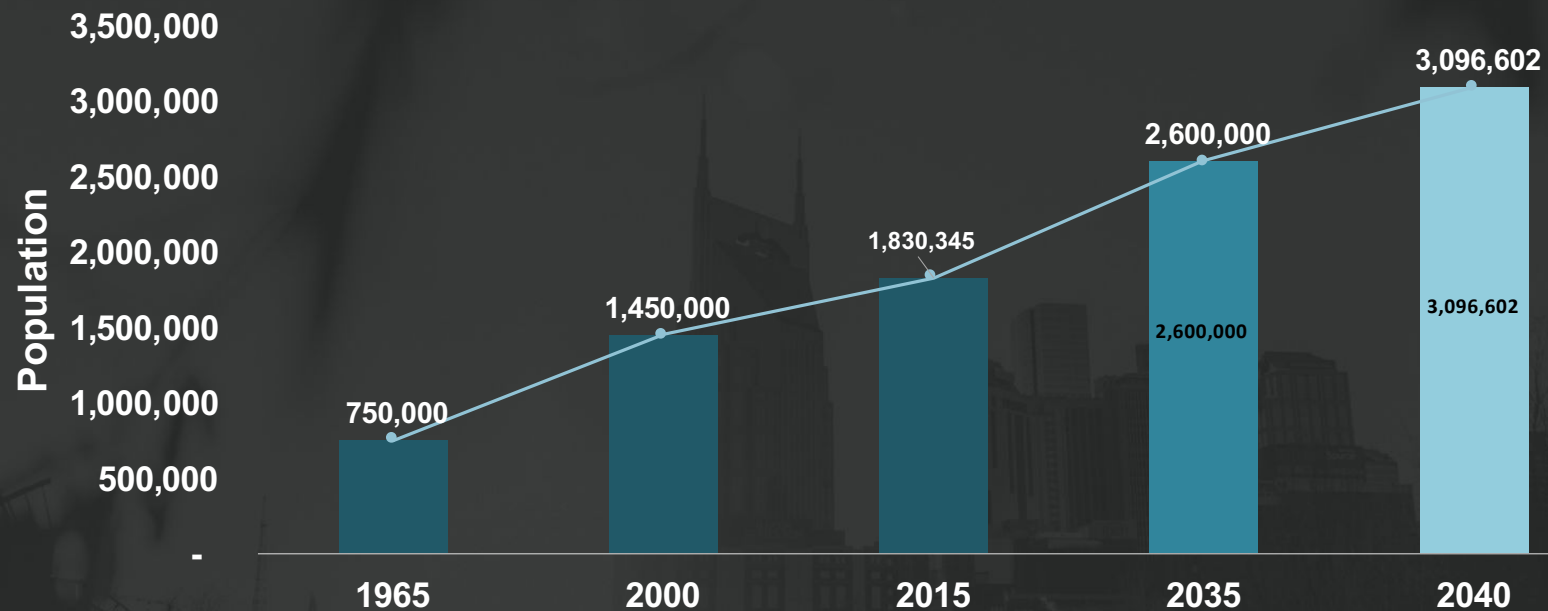
\$1.85 B capital investment

6.7 M square feet to be occupied



PROJECTED POPULATION 2040

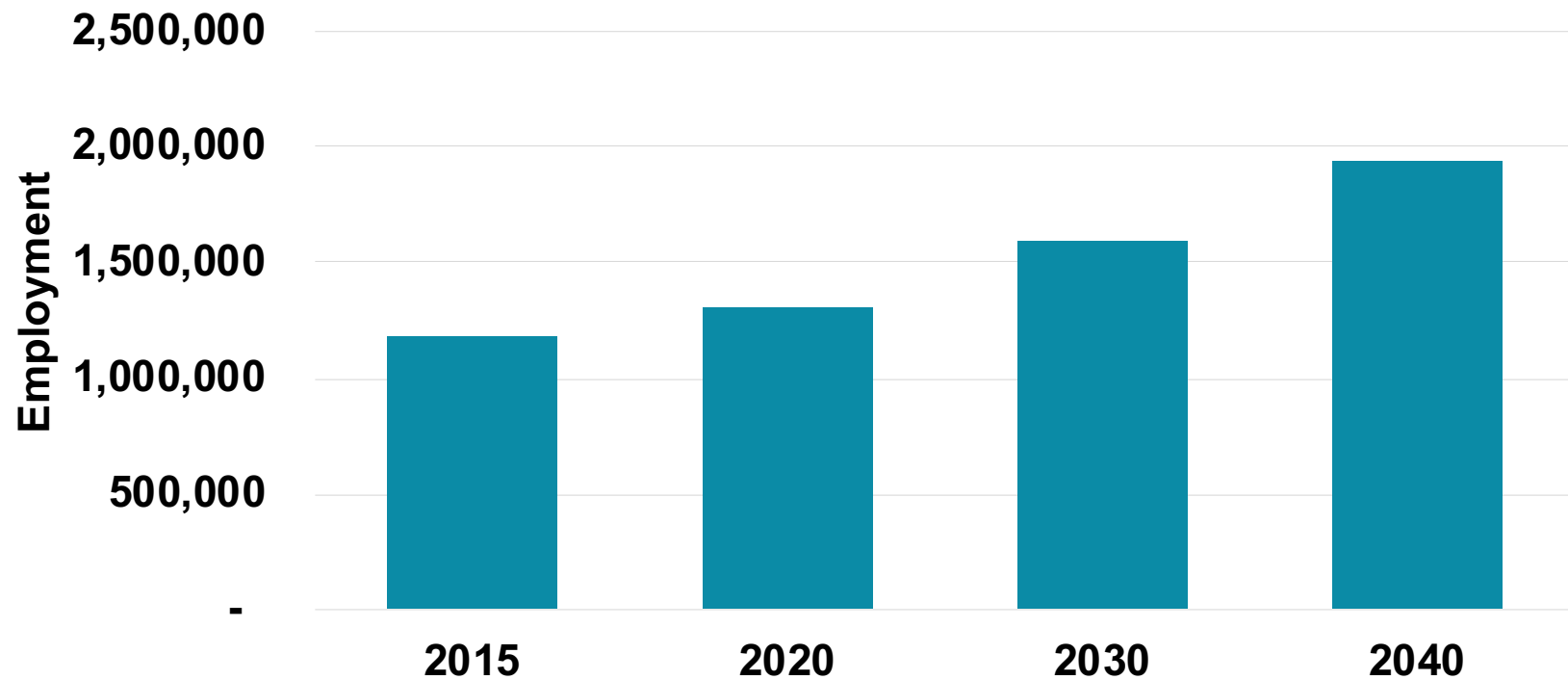
Over **1 million** more residents in the Nashville region by 2040.



Source: Nashville MPO

PROJECTED EMPLOYMENT GROWTH

65% projected employment growth in the Nashville region by 2040.



Source: Nashville MPO



THANK YOU

