



Nashville Hotel Overview

Jan D. Freitag
Senior Vice President

 jan@str.com


 [@jan_freitag](https://twitter.com/jan_freitag)

© 2019 STR, Inc. All Rights Reserved.


Any reprint, use or republication of all or a part of this presentation without the prior written approval of STR, Inc. or STR Global, Ltd. trading as STR (collectively "STR") is strictly prohibited. Any such reproduction shall specifically credit STR as the source. This presentation is based on data collected by STR. No strategic advice or marketing recommendation is intended or implied.

 **Benchmarking**
your world

Number of Months With 1 Million + Room Nights Sold



Number of Months With 1 Million + Room Nights Sold



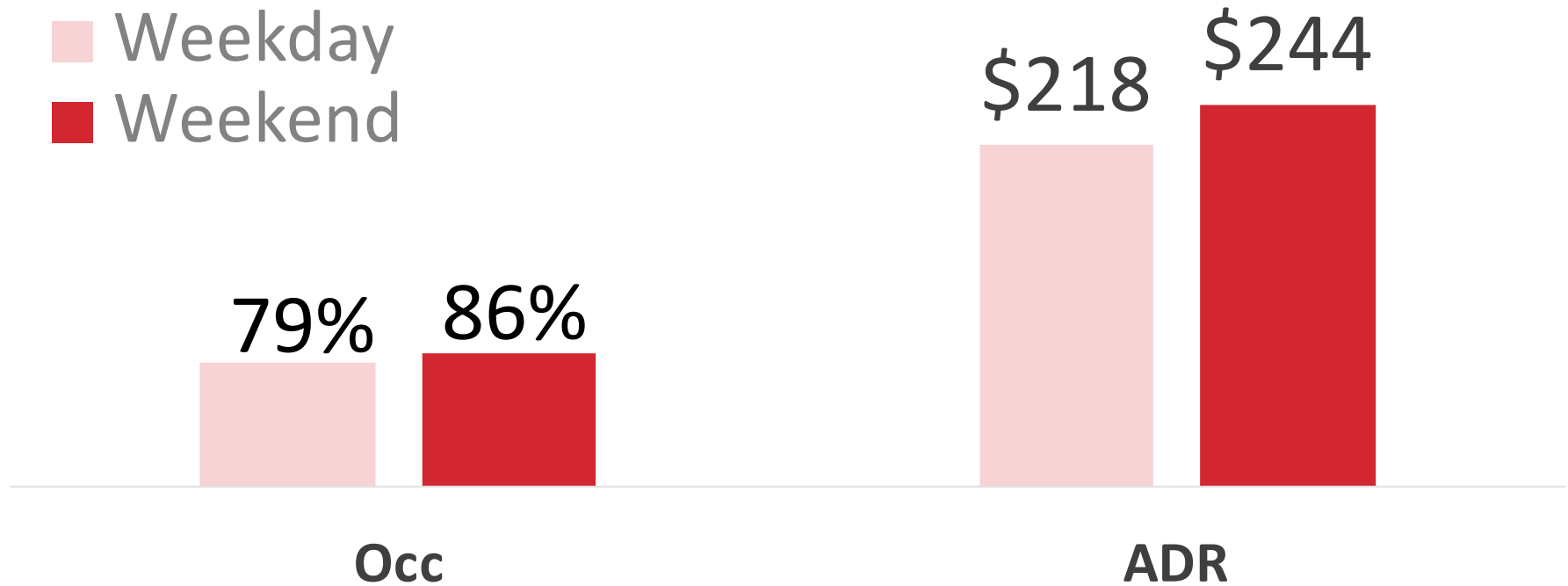


Q3 YTD 2019: Very Strong Room Demand Growth Continues

		% Change
Room Supply		7.7%
Room Demand		8.6%
Occupancy	74.9%	0.9%
ADR	\$150	2.5%
RevPAR	\$113	3.4%

*Nashville Results, September YTD 2019

...but Downtown is Much (!) More Expensive



Submarket: Nashville CBD, Weekday / Weekend ADR & OCC, YTD September 2019



**COUNTRY
MUSIC**

A FILM BY KEN BURNS



Nashville Pipeline:

126
Hotels

17,500
rooms

~37%
Growth



Four Seasons



Virgin



Grand Hyatt



1



The Joseph



W



Conrad



Edition



Fairmont



**Who
Will
Clean
All
Those
Rooms?**

Thank You!



jan@str.com



[Jan_Freitag](https://twitter.com/Jan_Freitag)



[linkedin.com/in/janfreitag](https://www.linkedin.com/in/janfreitag)



**HOTEL DATA
CONFERENCE**
Hosted by STR and Hotel News Now

© 2019 STR, Inc. All Rights Reserved.

Any reprint, use or republication of all or a part of this presentation without the prior written approval of STR, Inc. or STR Global, Ltd. trading as STR (collectively "STR") is strictly prohibited. Any such reproduction shall specifically credit STR as the source. This presentation is based on data collected by STR. No strategic advice or marketing recommendation is intended or implied.

Benchmarking
↑ your world